



Sales and
Revenue

1Q 2007

April 26, 2007



▪ First quarter sales and revenue

	Q1-07	Q1-06	Change in %
<i>In millions of euros</i>			
<i>Automobile</i>	11,595	10,979	+5.6%
<i>Banque PSA Finance</i>	475	431	+10.1%
<i>Gefco</i>	888	814	+9.1%
<i>Faurecia</i>	3,243	2,908	+11.5%
<i>Other businesses</i>	109	164	-33.4%
<i>Inter-company eliminations</i>	(1,436)	(1,333)	-
<i>Total PSA Peugeot Citroën</i>	14,874	13,963	+6.5%

▪ Banque PSA Finance

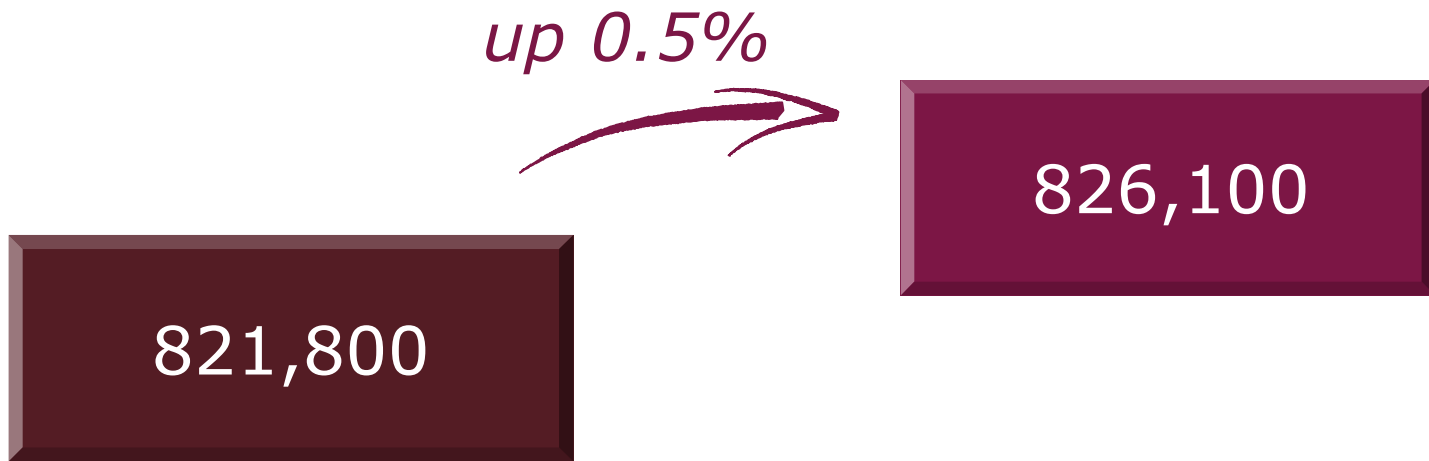
	Q1-07	Q1-06	Change in %
<i>Revenues</i>	€475 mn	€431 mn	+10.1%
<i>Total outstanding loans (end of period)</i>	€23.1 bn	€22.0 bn	+5.0%
<i>Number of vehicles financed</i>	218,800	225,100	-2.8%
<i>Penetration rate</i>	24.9%	26.2%	

	Q1-07	Q1-06	Change in %
<i>In millions of euros</i>			
<i>PSA Peugeot Citroën</i>	536	495	+8.3%
<i>Third parties</i>	352	319	+10.1%
<i>Total revenues</i>	888	814	+9.1%

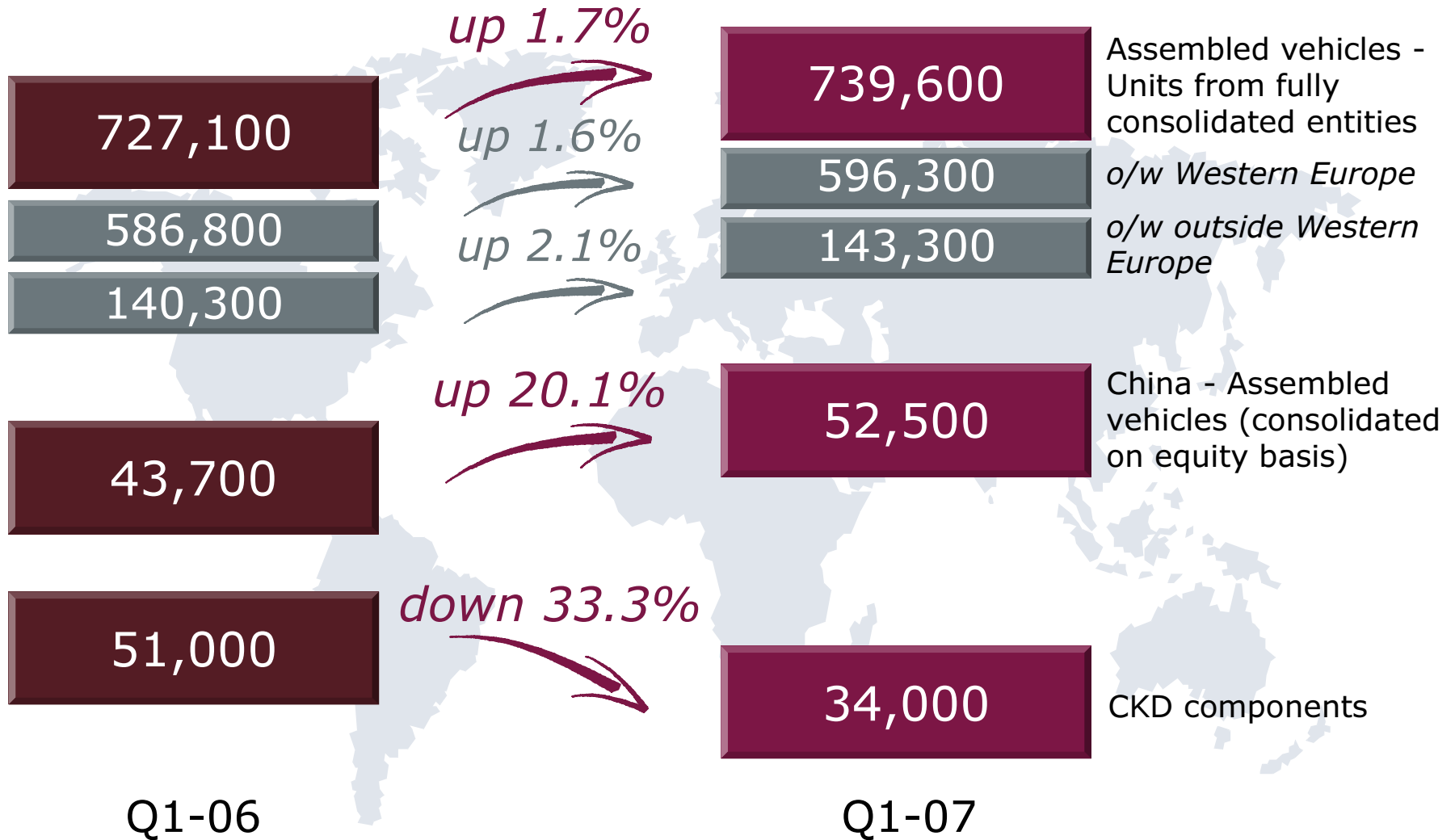
Faurecia

	Q1-07	Q1-06	Change in %
<i>In millions of euros</i>			
<i>Automotive Seating</i>	1,337	1,201	+11.4%
<i>Vehicle Interior</i>	922	876	+5.2%
<i>Exhaust Systems</i>	746	648	+15.2%
<i>Front-end</i>	238	183	+29.6%
<i>Total</i>	3,243	2,908	+11.5%
▷ <i>excluding monoliths and at constant exchange rates and scope</i>			+10.7%
<i>PSA Peugeot Citroën</i>	714	626	+14.1%
<i>Third parties</i>	2,529	2,282	+10.8%

Worldwide unit sales



Worldwide unit sales



▪ Growth in new car sales and revenue

	Q1-07	Q1-06	Change in %
<i>In millions of euros</i>			
<i>New car revenues</i>	8,371	8,154	+2.7%
<i>Currency</i>			-0.5%
<i>Pricing</i>			+1.4%
<i>Volume (assembled vehicles, excluding China)</i>			+1.7%
<i>Geographical mix</i>			+0.2%
<i>Product mix</i>			+2.1%
<i>Other (including CKDs)</i>			-2.2%

Western Europe

(cars and light commercial vehicles)

In thousands of units

Sales

up 1.6%



586.8



Q1-06

596.3



Q1-07

Registrations

down 1.8%



649.8



Q1-06

637.8



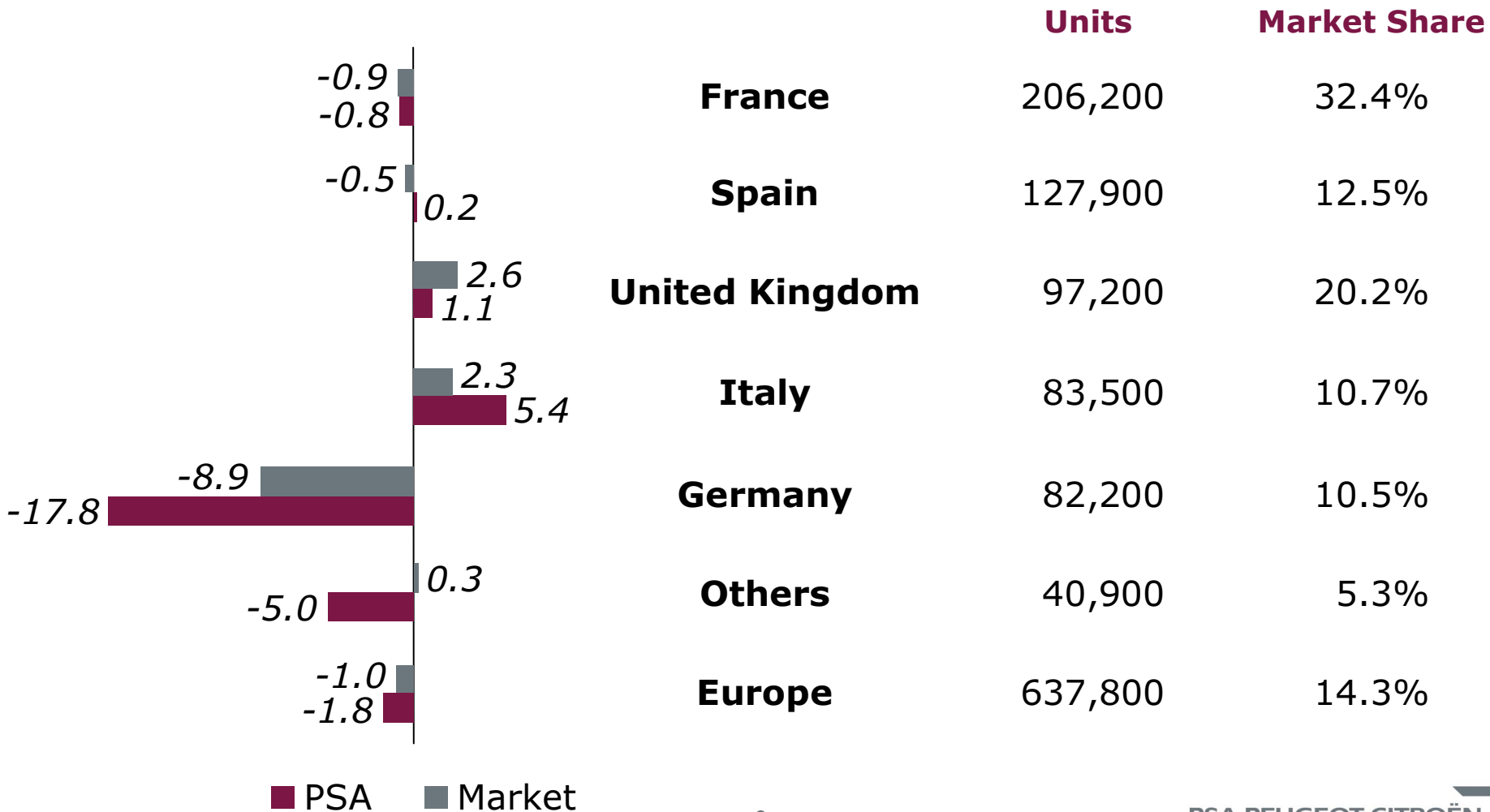
Q1-07

Registrations in Western Europe

(cars and light commercial vehicles)

Q1-07/Q1-06 change in %

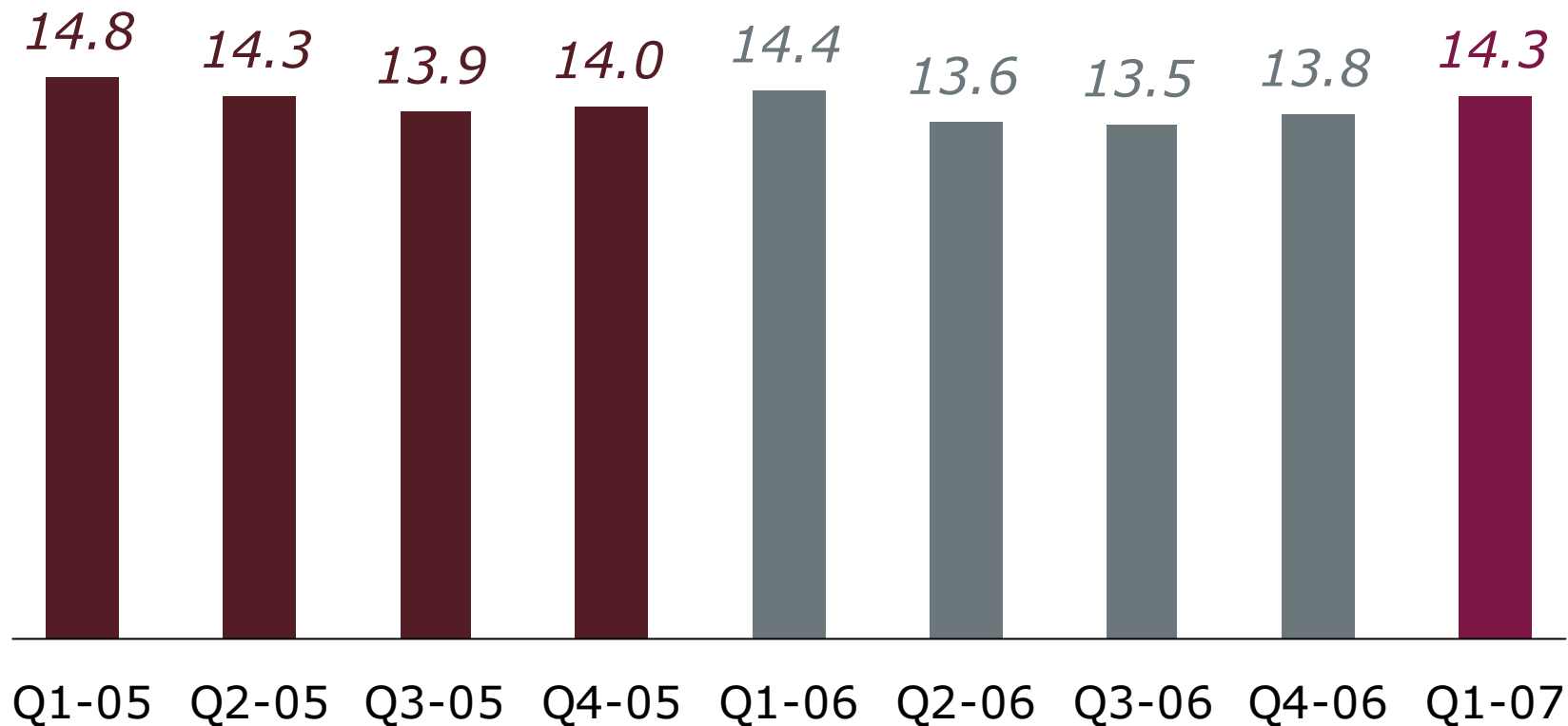
PSA Q1-07



Market share in Western Europe per quarter

(cars and light commercial vehicles)

In %

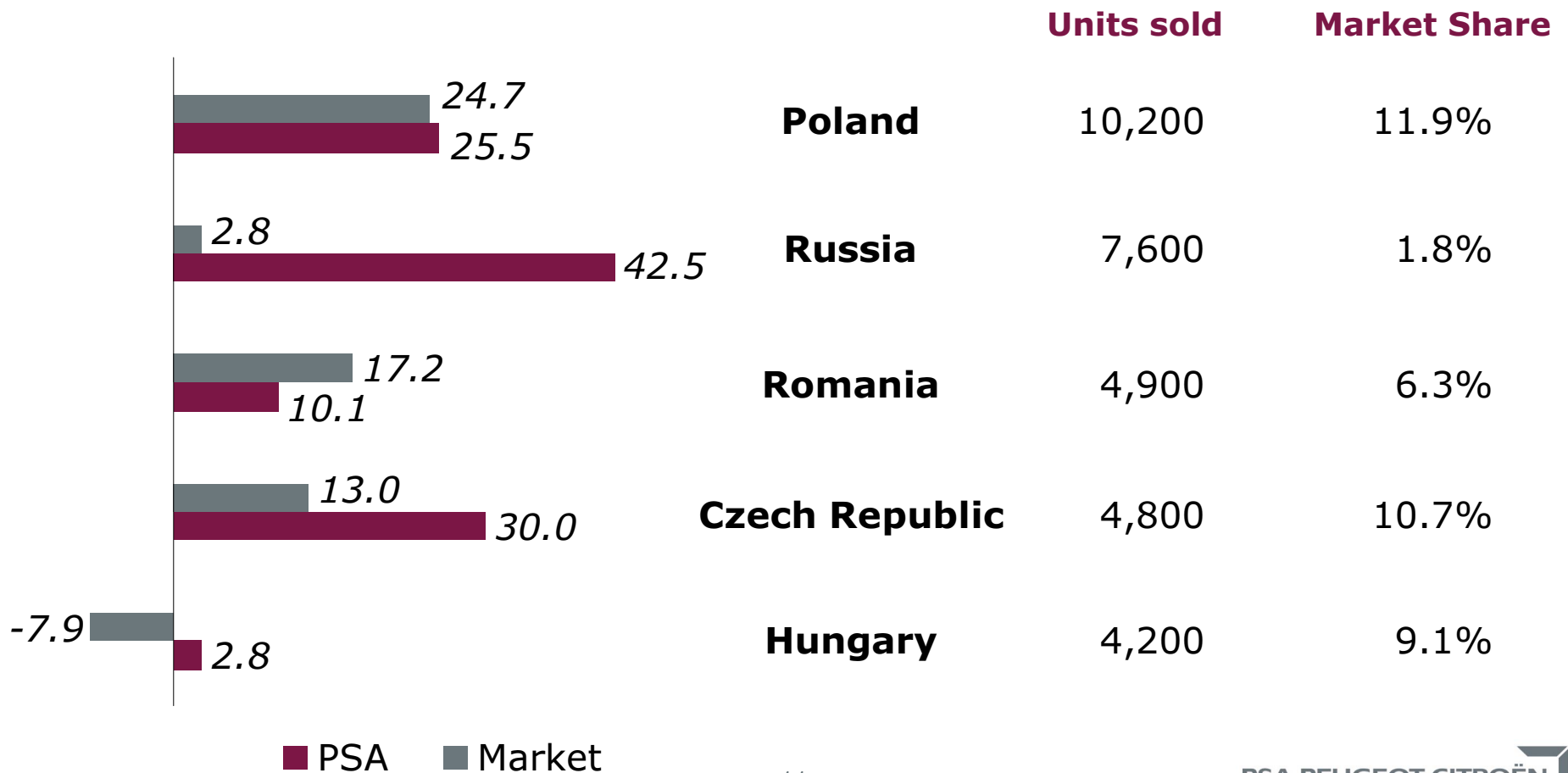


Unit sales in Central and Eastern Europe

Central and Eastern Europe: 48,900 units sold (up 20.8%)

Q1-07/Q1-06 change in %


PSA Q1-07



China

Q1-07/Q1-06 change in %

Q1-07




Unit sales in Latin America

Latin America: 55,000 units sold (up 1.6%)

Q1-07/Q1-06 change in %

PSA Q1-07



▪ New vehicle inventories

(assembled vehicles)

	Q1-06 change	March 31, 2006	Q1-07 change	March 31, 2007
<i>In units</i>				
<i>Manufacturer inventory</i>	+42,000	292,000	+49,000	277,000
<i>Proprietary dealership inventory</i>	+5,000	60,000	+3,000	62,000
<i>Independant dealership inventory</i>	-47,000	244,000	-17,000	266,000



▪ Product mix

Peugeot marque slightly negative:

- ▷ Due to:
 - 407 sales decline
 - 206 & 207 combined sales strong growth
- ▷ Despite the positive price impact of 207 replacing the 206

Citroën marque mix substantially positive thanks to:

- C4 Picasso ramp-up
- Xsara Picasso replacement

Positive impact on LCVs:

- ▷ Volumes increase
- ▷ Selling prices higher than Group average

Peugeot unit sales


	Q1-07	Q1-06	Change in %
107	27,600	24,400	+13.3%
206	76,200	158,000	-51.8%
207	119,800	5,700	-
206 + 207	196,000	163,700	+19.7%
307	106,700	116,200	-8.1%
407	36,700	50,600	-27.6%

▪ Citroën unit sales

	Q1-07	Q1-06	Change in %
<i>C1</i>	26,800	21,000	+27.5%
<i>C2/C3/C3 Pluriel</i>	94,300	109,000	-13.4%
<i>C4</i>	62,200	57,000	+9.1%
<i>Xsara Picasso</i>	36,600	49,000	-25.3%
<i>C4 Picasso</i>	38,000	-	-
<i>Xsara Picasso + C4 Picasso</i>	74,600	49,000	+52.2%
<i>C5</i>	14,300	18,800	-23.8%

▪ LCVs unit sales

	Q1-07	Q1-06	Change in %
<i>Partner/Berlingo</i>	88,400	86,000	+2.7%
<i>Boxer/Jumper</i>	24,500	25,300	+3.4%
<i>Expert/Jumpy</i>	19,100	17,200	+10.8%



Appendices

Three month revenues

(net of intra-company sales)

	Q1-07	Q1-06	Change in %
<i>In millions of euros</i>			
<i>Automobile</i>	<i>11,585</i>	<i>10,947</i>	<i>+5.8%</i>
<i>Banque PSA Finance</i>	<i>369</i>	<i>347</i>	<i>+6.2%</i>
<i>Gefco</i>	<i>352</i>	<i>319</i>	<i>+10.1%</i>
<i>Faurecia</i>	<i>2,529</i>	<i>2,282</i>	<i>+10.8%</i>
<i>Other businesses</i>	<i>39</i>	<i>68</i>	<i>-41.9%</i>
<i>Total PSA Peugeot Citroën</i>	<i>14,874</i>	<i>13,963</i>	<i>+6.5%</i>



Sales and
Revenue

1Q 2007

April 26, 2007

